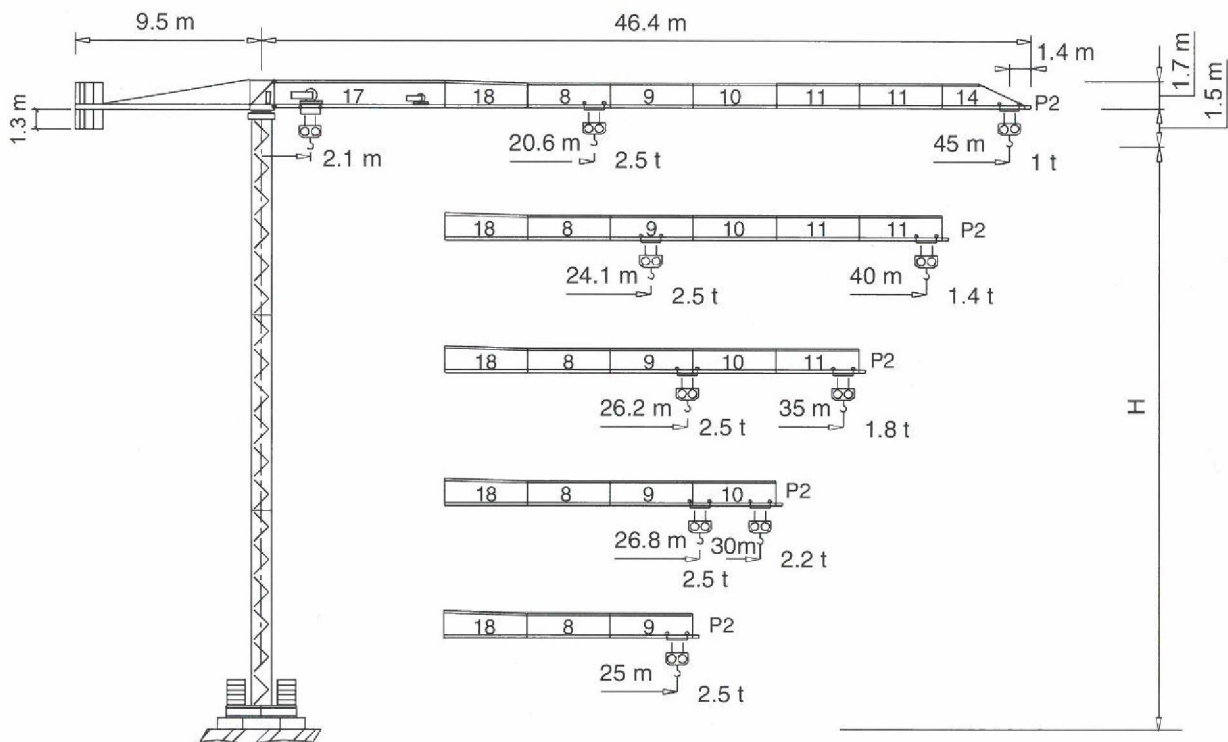




Gru a torre "Flat Top"

"Flat Top" Tower Crane • Grue à tour "Flat Top"

"Flat Top" Turmdrehkran • Grua torre "Flat Top"



CE FEM 1.001 A3

THE ULTIMATE CRANE™

"CITY" CTT 61-2.5 TS12

Dati illustrativi non impegnativi
Con riserva di modifica senza preavviso

Specifications and data not binding
Subject to modification without notice

Données techniques seulement indicatives
Modifications réservées sans préavis

Angaben und Beschreibung unverbindlich
Änderungen vorbehalten ohne weitere Mitteilung

Dibujos y datos sin compromiso
Modificaciones reservados sin preaviso

UTE.DOC.REV.002 10_2003



CTT 61-2.5

Diagramma di portata **I**
Load Diagram **GB**

Courbes de charges **F**
Lastkurven **D**

Curvas de cargas **E**

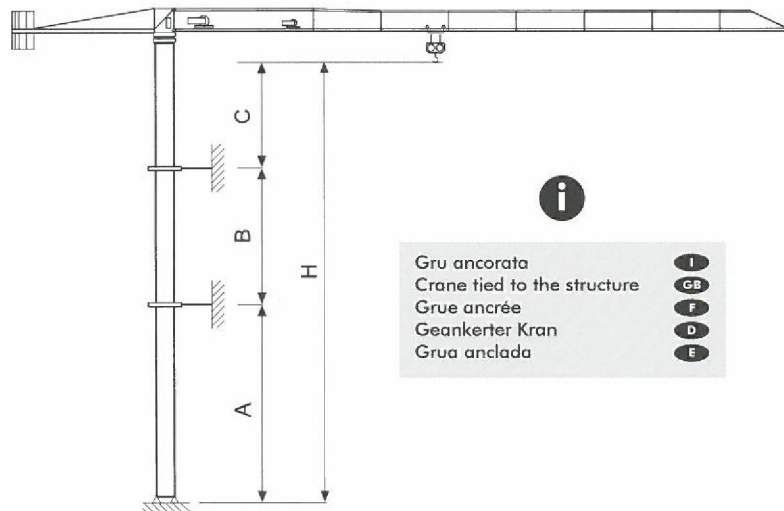
CTT 61-2.5

		m	5	10	15	20	25	30	35	40	45
2.5 t	- 20.6 m	t	2.5	2.5	2.5	2.5	2.01	1.63	1.36	1.16	1
2.5 t	- 24.14 m	t	2.5	2.5	2.5	2.5	2.4	1.96	1.64	1.4	
2.5 t	- 26.19 m	t	2.5	2.5	2.5	2.5	2.5	2.15	1.8		
2.5 t	- 26.77 m	t	2.5	2.5	2.5	2.5	2.5	2.2			
2.5 t	- 25 m	t	2.5	2.5	2.5	2.5	2.5				

Altre installazioni **I**
Other configurations **GB**

Autres implantations **F**
Aufstellmöglichkeiten **D**

Otras implantaciones **E**



i

Gru ancorata **I**
Crane tied to the structure **GB**
Grue ancrée **F**
Geankerter Kran **D**
Grúa anclada **E**



CTT 61-2.5

Torre
Tower

I
GB

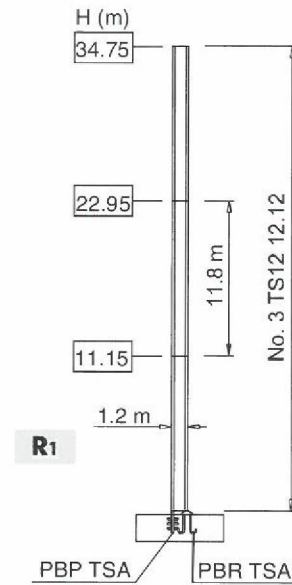
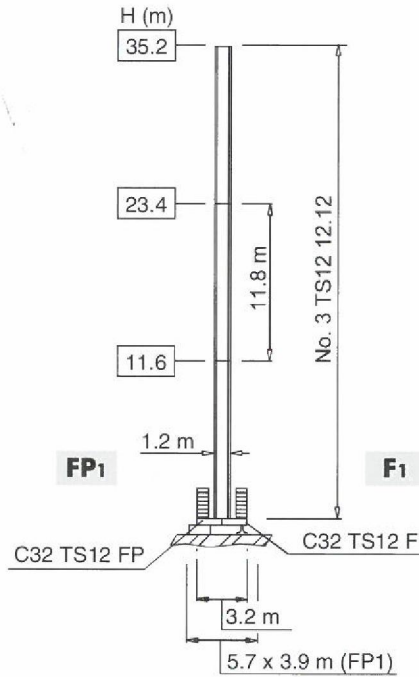
Tour
Turm

F
D

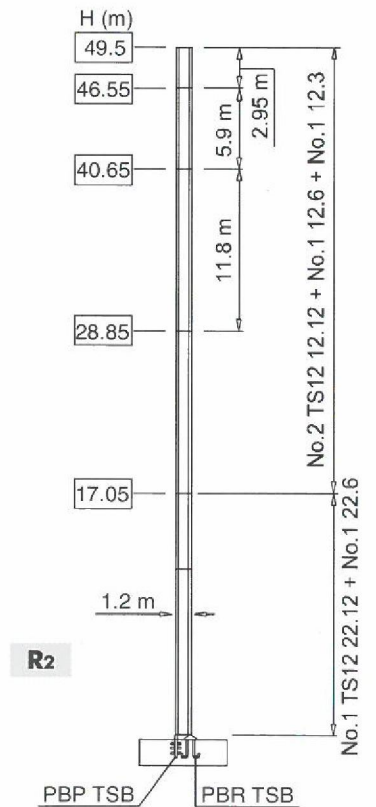
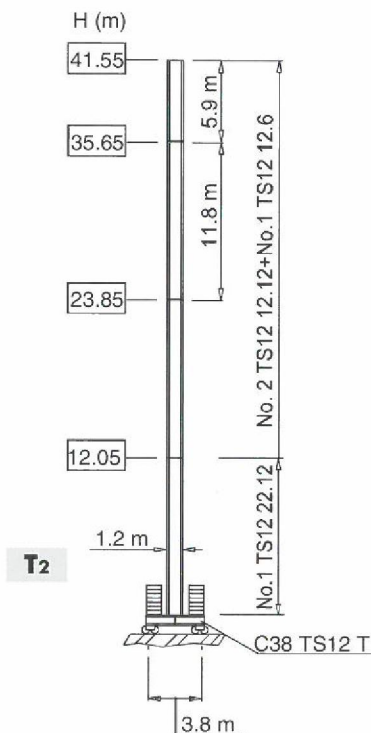
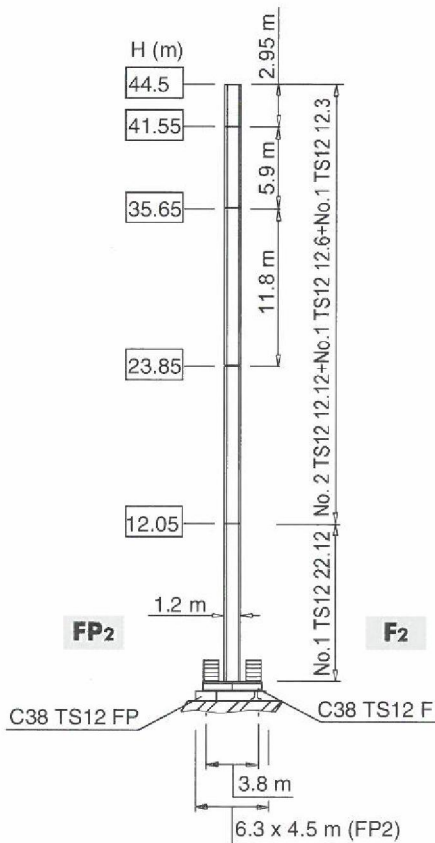
Mástil

E

TS12



- I Le prolunghé TS sono disponibili in lunghezze 11.8 m, 5.9 m, 2.95 m.
- GB The available lengths for the TS tower sections are 11.8 m, 5.9 m, 2.95 m.
- F Les éléments de mât TS sont disponibles en longueur 11.8 m, 5.9 m, 2.95 m.
- D Die Turmschüsse TS sind mit Längen 11.8 m, 5.9 m, 2.95 m verfügbar.
- E Los tramos de torre TS son disponibles en las medidas de largo 11.8 m, 5.9 m, 2.95 m.





CTT 61-2.5

Meccanismi
Mechanisms



Mécanismes
Antriebe



Mecanismos



	11 APC 25	29 * kVA	400 V - 50 Hz
	15 AFC 25	38 * kVA	400 V - 50 Hz / 460 V - 60 Hz
			2000/14/CE

* Gru senza traslazione / Crane without travelling equipment / Grue sans translation / Krane ohne Schienenfahren / Grúa sin traslación

		m/min	t	kW	
	11 APC 25	6	2.5	11	186 m
		20	2.5		
		40	1.25		
	15 AFC 25 (VARIANT)	0 ⇌ 1.7	2.5	15	186 m
		1.7 ⇌ 6	2.5		
		6 ⇌ 28	2.5		
		28 ⇌ 46	1.44		
		46 ⇌ 57	1.1		

		400 v - 50 hZ	
	DAD 2 2 D1	0 - 22 - 44 m/min	2.2-1.5 kW
	DVF 3 4 D2 (VARIANT)	0 ⇌ 6 ⇌ 30 ⇌ 60 m/min	4 kW
	SSR 1 1 50	0 ⇌ 0.87 r.p.m.	1 × 50 Nm
	TAD 1RP 2M3	0 - 24 m/min	2 × 3 kW

	Sollevamento	I	Hoisting	GB	Levage	F	Heben	D	Elevación	E
	Traslazione carrello		Trolleying		Distribution		Katzfahren		Distribución	
	Rotazione		Slewing		Orientation		Schwenken		Orientación	
	Traslazione		Travelling		Translation		Schienenfahren		Traslación	
	Direttiva sul livello acustico		Directive on noise level		Directive sur le niveau acoustique		Richtlinie für den Schall-Leistungspegel		Directiva sobre el nivel acustico	
	Consultateci		Consult us		Nous consulter		Auf Anfrage		Consultarnos	
	Potenza totale richiesta		Power requirements		Puissance totale nécessaire		Geforderte Stromstärke		Potencia necesaria	
	Alimentazione		Power supply		Alimentation		Stromversorgung		Alimentación	

Gru Comedil s.r.l.

A Terex Company

Via S. Egidio 42/A, 33074 Fontanafredda (PN) - Italy
Tel. (+39) 0434 567 311 - Telefax (+39) 0434 998631

Internet e-mail: info@comedil.com
Internet home page: www.comedil.com

Divisione Automontanti

Via Alessandrina, 25 - 20095 Cusano Milanino (MI) - Italy
Tel. (+39) 02 613 16011 - Telefax (+39) 02 613 16034

Internet e-mail: info.CBR@comedil.com

www.terex-cranes.com